

DESCRIPTION

KS28 is an independently controlled dual output SSR, which has two completely independent SCR output integrated in one standard panel mount package. It offers two DC input options 4~15VDC and 15~32VDC and two AC output voltage options 240VAC and 380VAC with three output current ratings 25A, 40A and 50A. The SSR provides photoelectric isolation between input and output with dielectric strength 4000V and has the built-in RC snubber circuit. KS28 can be used in the control of heating, lighting, etc.

FEATURES

- ◆ Independently controlled dual output SSR
- ◆ Photoelectric isolation
- ◆ Dielectric strength 4000V
- ◆ Built-in RC snubber circuit
- ◆ SCR output
- ◆ Panel mount

PRECAUTIONS

1. Make sure the wiring of input and output and the input polarity are correct so as to avoid any damage to the SSR.
2. The heat produced by the SSR during the working process must be dissipated via the metal base of the SSR. Please coat the SSR metal base with some thermal grease or a thermal pad, and then firmly press the SSR against the heatsink to ensure the full adherence.
3. The SSR requires proper heat sinking for heat dissipation in full load. When the ambient temperature is high, the load current must be derated. Please refer to the curve of Max. Load Current vs. Ambient Temperature for derating.
4. Please do not use the SSR exceeding the limitation which is specified on this datasheet.

SELECTION GUIDE

KS28/	1D-	24	Z	40	(XXX)
Type	Control voltage 1D: 4~15VDC 2D: 15~32VDC	Load voltage 24: 240VAC 38: 380VAC	Switching mode Z: Zero-cross P: Random	Load current 25: 25A 40: 40A 50: 50A	Customer special code R33: Screw NIL: Quick connection

INPUT SPECIFICATIONS (Ta = 25°C)

Control voltage range	1D	4 ~ 15VDC
	2D	15 ~ 32VDC
Must turn-on voltage	1D	4VDC
	2D	15VDC
Control current	1D	8 ~ 50mA
	2D	6 ~ 30mA
Input resistance	1D	330Ω
	2D	1.5kΩ
Must turn-off voltage	1VDC	

OUTPUT SPECIFICATIONS (Ta = 25°C)

	□-24□25	□-38□25	□-24□40	□-38□40	□-24□50	□-38□50
Load voltage range	48 ~ 280VAC	48 ~ 440VAC	48 ~ 280VAC	48 ~ 440VAC	48 ~ 280VAC	48 ~ 440VAC
Max. transient voltage	600Vpk	800Vpk	600Vpk	800Vpk	600Vpk	800Vpk
Load current range	0.1 ~ 25A		0.1 ~ 40A		0.1 ~ 50A	
Max. surge current (10ms, Apk)	300		400		500	
Max. I ² t (10ms, A ² s)	450		800		1250	
Max. on-state voltage drop	1.5Vr.m.s.					
Max. off-state leakage current	10mA					
Off-state dv/dt	500V/μs					
Max. turn-on time	Zero-cross: 1/2 Cycle+1ms; Random: 1ms					
Max. turn-off time	1/2 Cycle + 1ms					
Frequency range	47 ~ 63Hz					
Min. power factor	0.5					

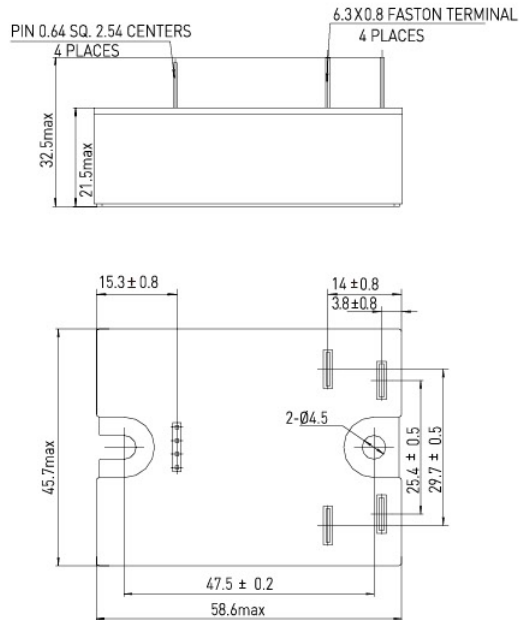
GENERAL SPECIFICATIONS (Ta = 25°C)

Dielectric strength	input/output	4000VAC, 50~60Hz, 1min
	input, output/base	2500VAC, 50~60Hz, 1min
Insulation resistance	1000MΩ (500VDC)	
Operating temperature	-30 ~ 80°C	
Storage temperature	-30 ~ 100°C	
Unit weight	Approx. 83g	

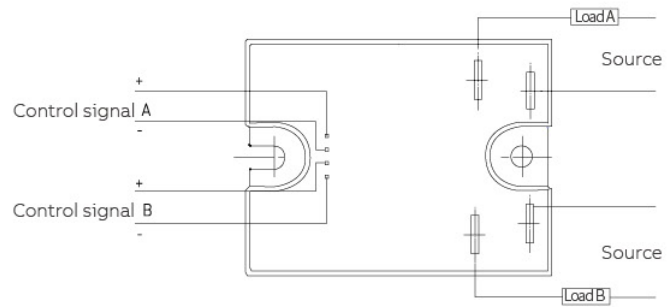
OUTLINE DIMENSIONS, WIRING DIAGRAM AND PCB LAYOUT

Unit: mm


Outline Dimensions



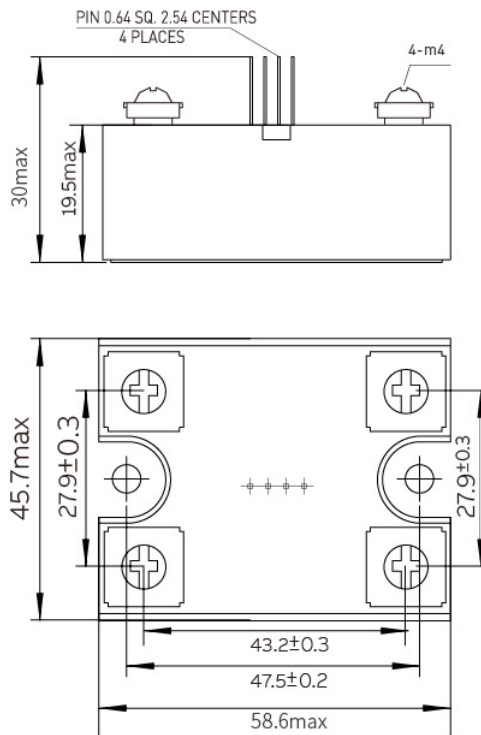
Wiring Diagram



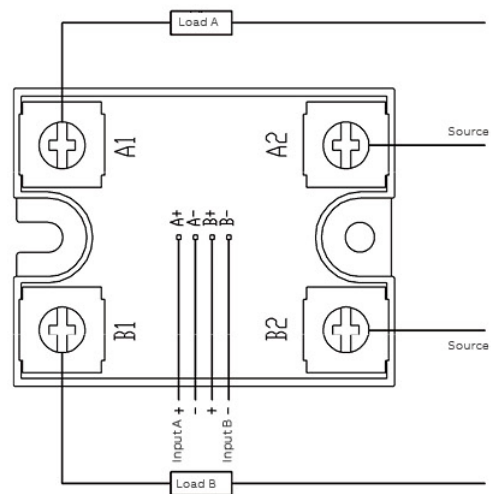
Mounting Holes



Outline Dimensions (Screw Type)



Wiring Diagram (Screw Type)



CHARACTERISTIC CURVES

